



AIR CONDITIONING



REFRIGERATION



HEATING



EN

# mini tank

## CONDENSATE REMOVAL PUMP



The new and improved Mini Tank pump can be wall mounted, floor mounted, in-pan or suspended on M8 / M10 rod. Using piston technology this is a compact, powerful and multi functional tank pump.



35L/h max. flow



15m max. rec. head (flow rate 10L/h)

### KEY FEATURES

- Four ways to install
- Compact & discreet
- Can be located in drain pan
- Easy maintenance

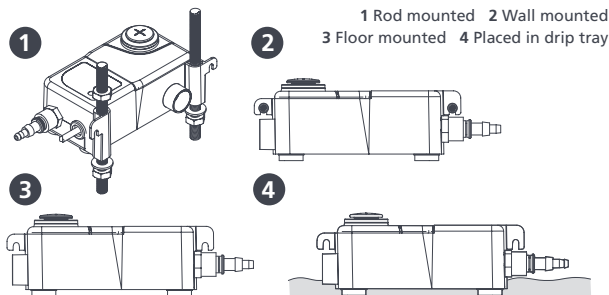
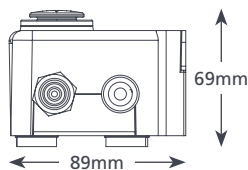
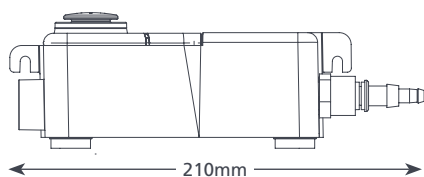
### SUITABILITY

- Up to 46kW / 157,000Btu/h
- Ducted units; Floor standing & chassis units; Cassette units

✓ Perfect for... Installation versatility



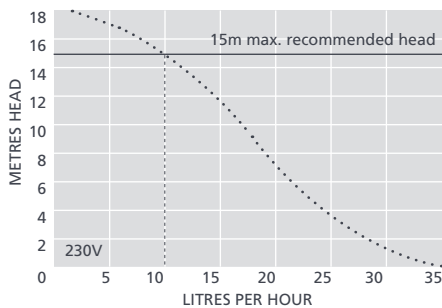
0.57 kg



1 Rod mounted 2 Wall mounted  
3 Floor mounted 4 Placed in drip tray

### MINI TANK SPECIFICATIONS

Max. flow	35L/h @ 0 head
Max. rec. head	15m
Tank capacity	0.24L
Sound level@1m	35dB(A)
Power supply	230V AC 50-60Hz 0.1A*
Rated	Non continuous
Class	II appliance <input type="checkbox"/>
Max. unit output	46kW / 157,000Btu/h
Max. water temp	40°C / 104°F
Inlets	x2 22mm, 12mm & 27mm
Outlets	6mm & 10mm
IP Protection	IP65
Safety switch	3.0A Normally closed
Thermal protection	✓
Fully potted	✓
Self priming	n/a



### SUGGESTED XTRA ACCESSORIES

Description	Part No.
Tank pump connector 16mm-21mm	FP2011
Tube To Soil Stack Adaptor	FP2038
Vinyl Tube Braided 1/4" (6mm)	AX5110

Xtra For more installation accessories take a look at our Aspen Xtra range

### MINI TANK OPTIONS

Mini Tank FP1056/2

\*Other voltages available

### IN THE BOX

Mini Tank pump (including hard wired 1.5m power cable) • x2 Rubber adaptors (21.5mm & 31mm) • Anti siphon device • Fixing kit • Install manual

Download manual at [aspenspumps.com](http://aspenspumps.com)

View install video at [aspenspumps.com](http://aspenspumps.com)

Information correct at time of going to press.