

The HMI is designed to provide an accurate method of determining the moisture content of a system's refrigerant. The HMI has a unique high accuracy moisture indicator for CFC, HCFC, and HFC refrigerants.



Features

- Highest sensitivity moisture indicator available
- Hermetic, leak-free construction
- Single indicator for all common refrigerants
- Accurate color calibration at low ppm levels and higher temperatures
- Wide angle viewing/high visibility window for ease of monitoring
- All brass corrosion resistant body for fewer leaks
- Solid copper connections

Specifications

- Maximum working pressure: 680 psig
- UL/CUL file number: SA 9566

Nomenclature example: HMI 1TT4

HMI	1	TT	4
Hermetic Moisture Indicator	Series	Connection Style TT = Sweat x Sweat	Connection Size (in 1/8")

Ordering Information

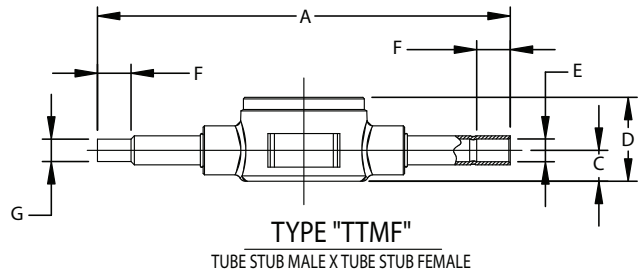
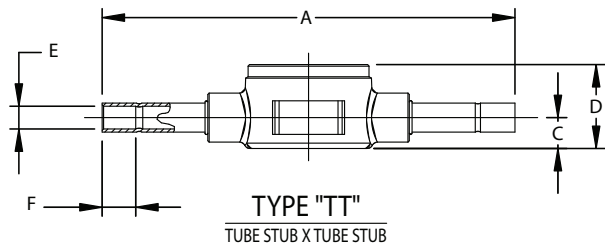
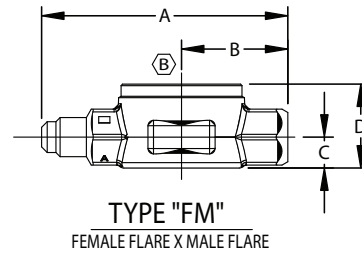
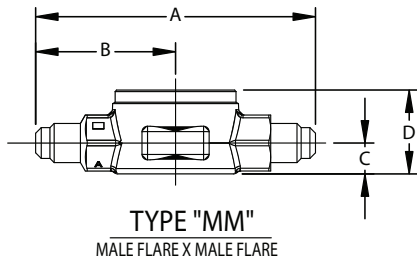
PCN	Description	Series	Connection Size
065391	HMI-1MM2	Male Flare x Male Flare	1/4
065392	HMI-1MM3		3/8
065393	HMI-1MM4		1/2
065394	HMI-1MM5		5/8
065395	HMI-1MM6		3/4
065405	HMI-1TT2		1/4
065406	HMI-1TT3	Sweat x Sweat (ODF)	3/8
065407	HMI-1TT4		1/2
065408	HMI-1TT5		5/8
065409	HMI-1TT6		3/4
065410	HMI-1TT7		7/8
065411	HMI-1TT9		1 1/8
065396	HMI-1FM2		Female Flare x Male Flare
065397	HMI-1FM3	3/8	
065398	HMI-1FM4	1/2	
065622	HMI-1TT2MF	Sweat x Sweat (ODM x ODF)	1/4
065814	HMI-1TT3MF		3/8
065979	HMI-1TT4MF		1/2
065980	HMI-1TT5MF		5/8

Moisture Content Color Code (ppm H₂O)

Indication Liquid Temperature	Dry (Dark Blue)			Caution (Purple)			Wet (Salmon)		
	75°F	100°F	125°F	75°F	100°F	125°F	75°F	100°F	125°F
R-12	1.4	2.5	4	5	9	15	25	43	70
R-134A	20	35	60	35	55	85	130	160	190
R-22	25	35	50	40	65	90	145	205	290
R-407C	26	40	64	42	68	109	150	230	370
R-410A	30	55	75	50	85	120	165	290	420
R-404A/507	15	25	45	33	50	80	120	150	180

Indication Liquid Temperature	Dry (Dark Blue)				Caution (Purple)				Wet (Salmon)			
	-40°F	-4°F	32°F	68°F	-40°F	-4°F	32°F	68°F	-40°F	-4°F	32°F	68°F
R-744	3	6	11	20	5	10	19	34	16	32	63	116

Dimensional Data



Dimensional Data (in)

Type Number	Connection Size	A	B	C	D	E	F Min	G
HMI - 1MM2	1/4 SAE	3.13	1.56	0.34	0.94			
HMI - 1MM3	3/8 SAE	3.38	1.69	0.34	0.94			
HMI - 1MM4	1/2 SAE	3.62	1.81	0.47	1.19			
HMI - 1MM5	5/8 SAE	3.88	1.94	0.47	1.19			
HMI - 1MM6	3/4 SAE	5.00	2.50	0.59	1.53			
HMI - 1FM2	1/4 SAE FM	2.75	1.19	0.34	0.94			
HMI - 1FM3	3/8 SAE FM	3.00	1.31	0.47	1.19			
HMI - 1FM4	1/2 SAE FM	3.22	1.41	0.47	1.19			
HMI - 1TT2	1/4 ODF	5.56		0.34	0.94	0.25	0.38	
HMI - 1TT3	3/8 ODF	5.61		0.34	0.94	0.38	0.40	
HMI - 1TT4	1/2 ODF	5.87		0.47	1.19	0.50	0.50	
HMI - 1TT5	5/8 ODF	5.87		0.61	1.19	0.63	0.63	
HMI - 1TT6	3/4 ODF	6.56		0.61	1.50	0.75	0.63	
HMI - 1TT7	7/8 ODF	6.31		0.61	1.50	0.88	0.75	
HMI - 1TT9	1 1/8 ODF	6.59		0.67	1.37	1.13	0.90	
HMI - 1TT2MF	1/4 ODM x 1/4 ODF	5.56		0.34	0.94	0.25	0.38	0.25
HMI - 1TT3MF	3/8 ODM x 3/8 ODF	5.61		0.34	0.94	0.38	0.38	0.38
HMI - 1TT4MF	1/2 ODM x 1/2 ODF	5.87		0.47	1.19	0.50	0.50	0.50
HMI - 1TT5MF	5/8 ODM x 5/8 ODF	5.87		0.61	1.19	0.63	0.50	0.62